

How To

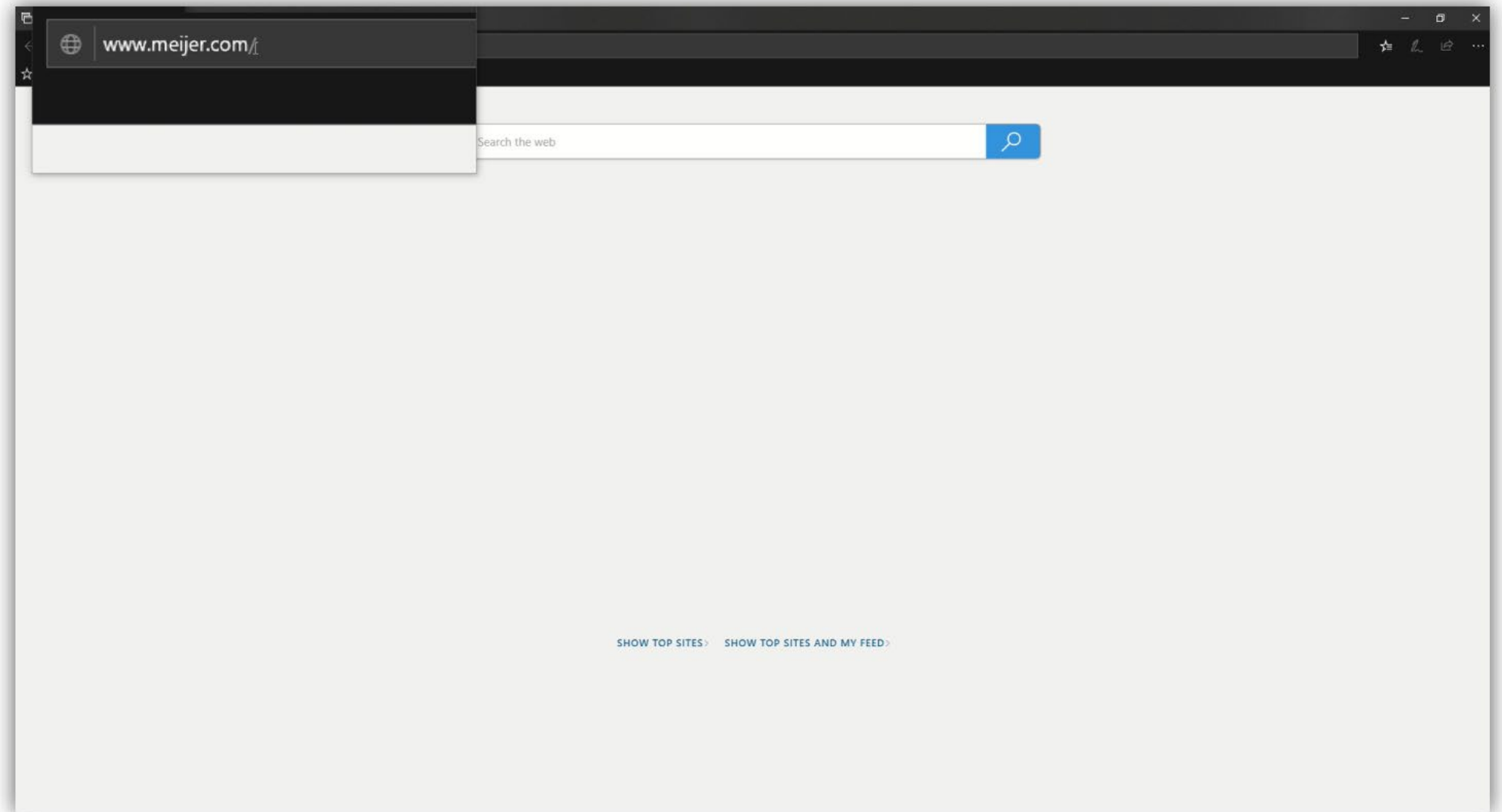
meijer Pick Up

The Meijer logo is centered on a large, light gray hexagon. It consists of the word "meijer" in a bold, red, lowercase sans-serif font. The two dots above the "i" are blue. A small registered trademark symbol (®) is located at the end of the word. To the left of the main hexagon is a smaller, solid gray hexagon. Above the main hexagon is a white hexagon with a gray outline, which overlaps the top edge of the main hexagon.

meijer®

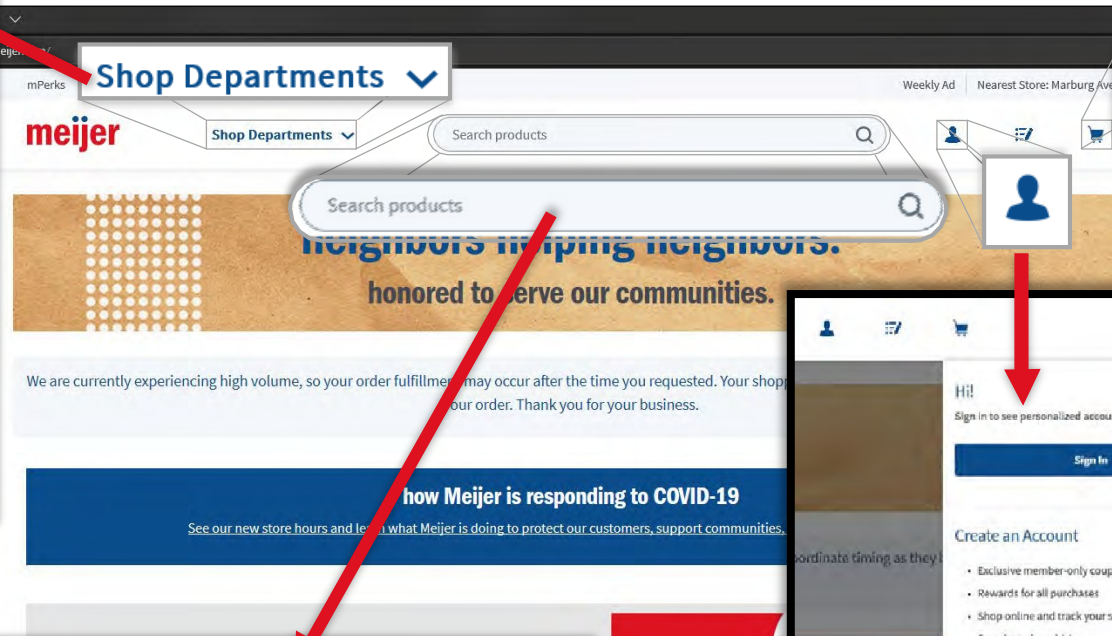
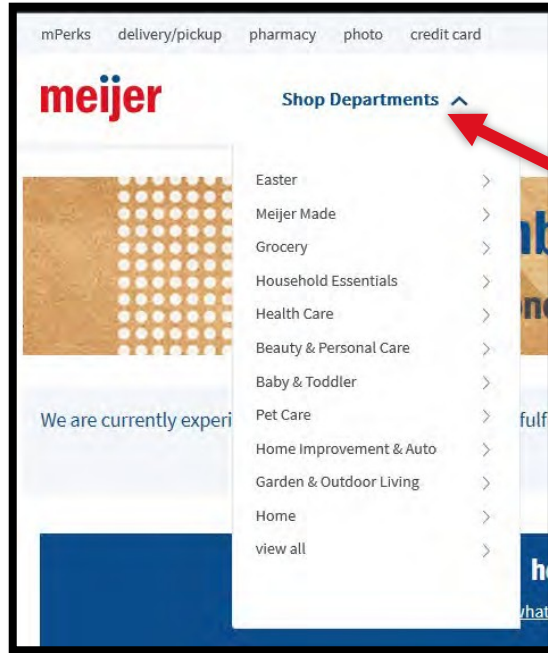
Getting Started

For Meijer you can only set up Pick Up or Delivery on the Meijer website. The app can help you manage you shopping list, track your rewards and clip coupons.

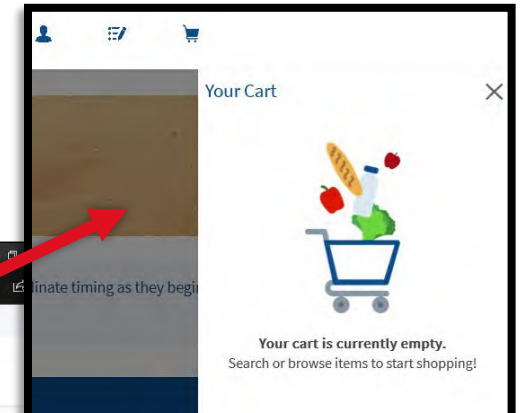


General Navigation

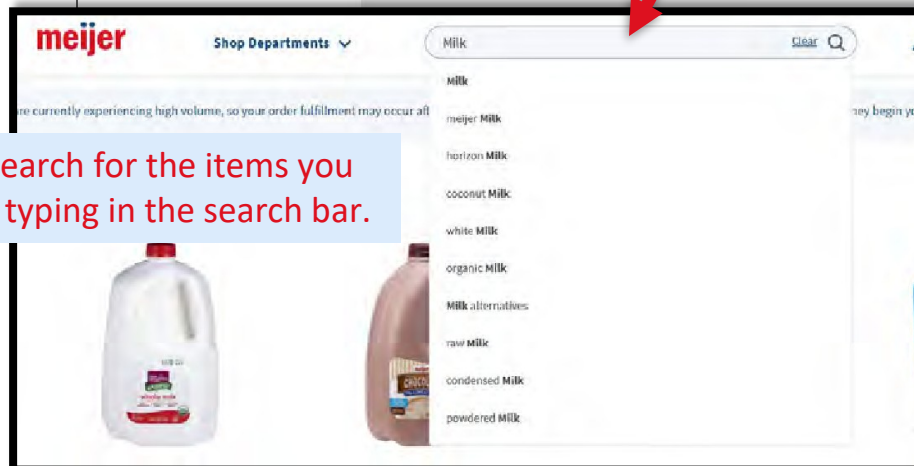
You can start your shopping experience by going directly to the department.



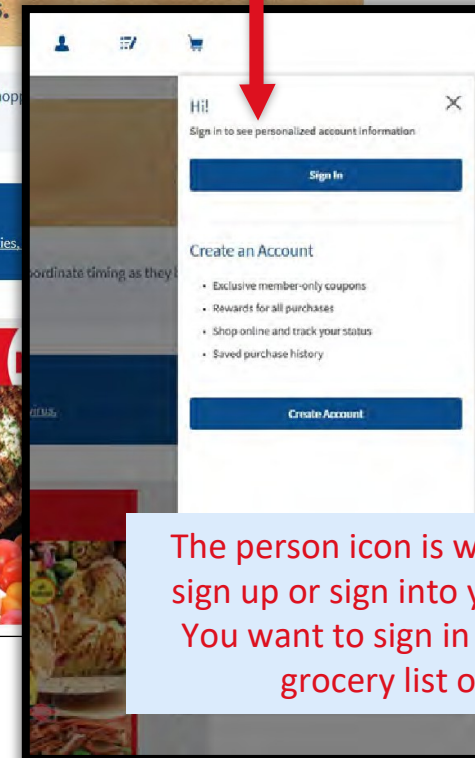
Once you start your shopping experience the items in your cart will appear by clicking on the cart logo.



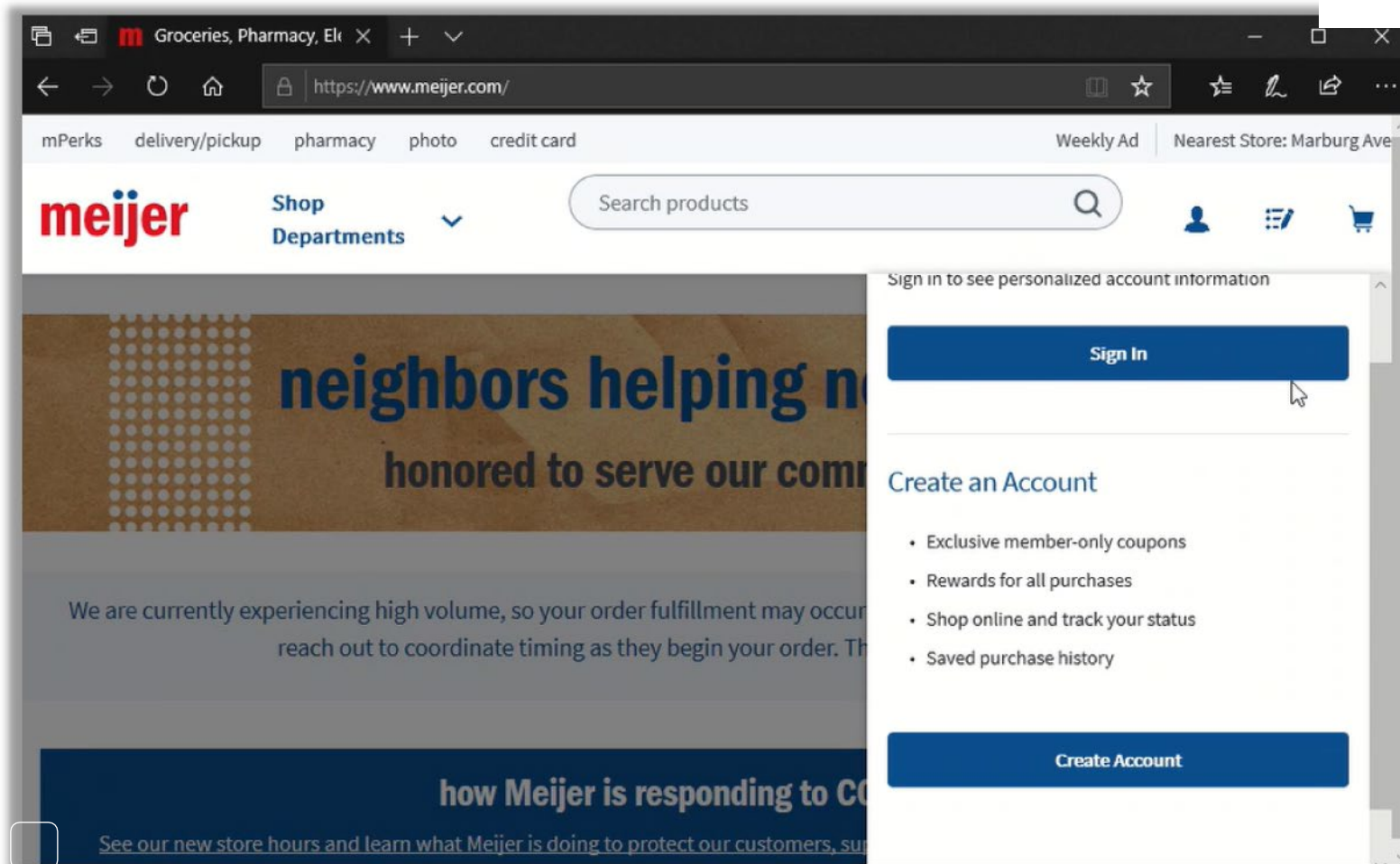
You can search for the items you need in by typing in the search bar.



The person icon is where you can sign up or sign into your account. You want to sign in to save your grocery list or cart.



Signing In: Create an Account



Choose Your Communication Preferences

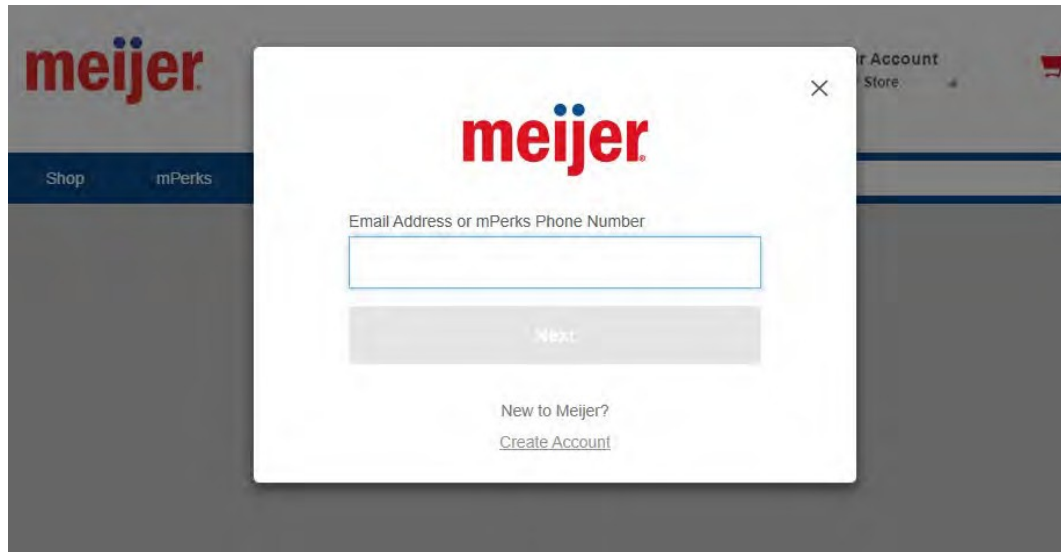
- ☒ **My Meijer News Email** (Optional)
realfakeemail@coa.com
Be in-the-know on all the savings, with weekly ads, previews and more.

If you have never logged on to Meijer online, you will need to make an account. The video to the left walks you through the steps.

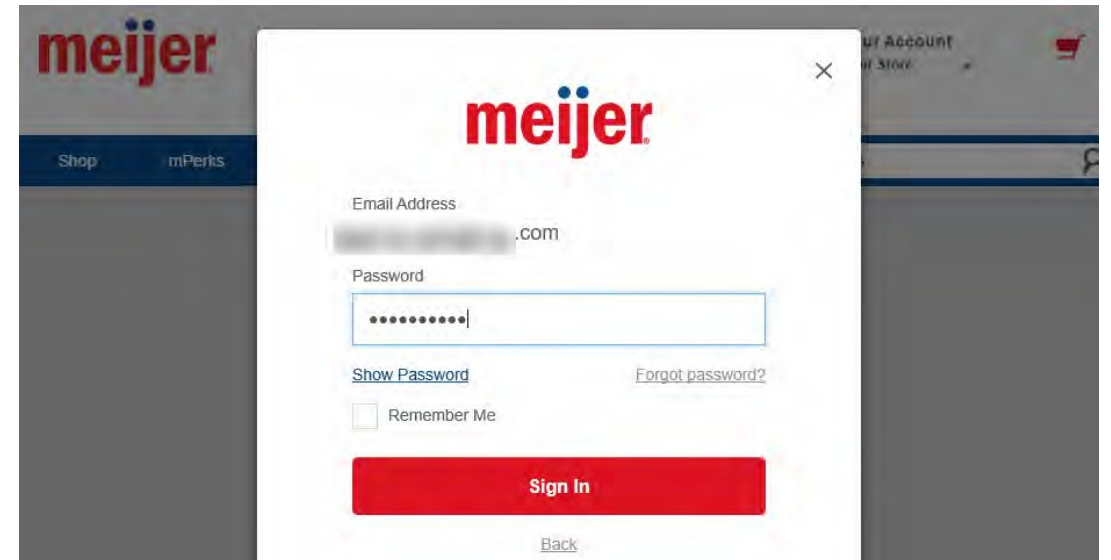
Before confirming your new account, you will be asked to opt-in to Meijer News. If you want updates in your email, leave the box checked. If not, uncheck the box.

Signing In

If you already have a Meijer account, sign in using your email and password. If you are using your own device click “Remember Me” to have the site remember your login information.



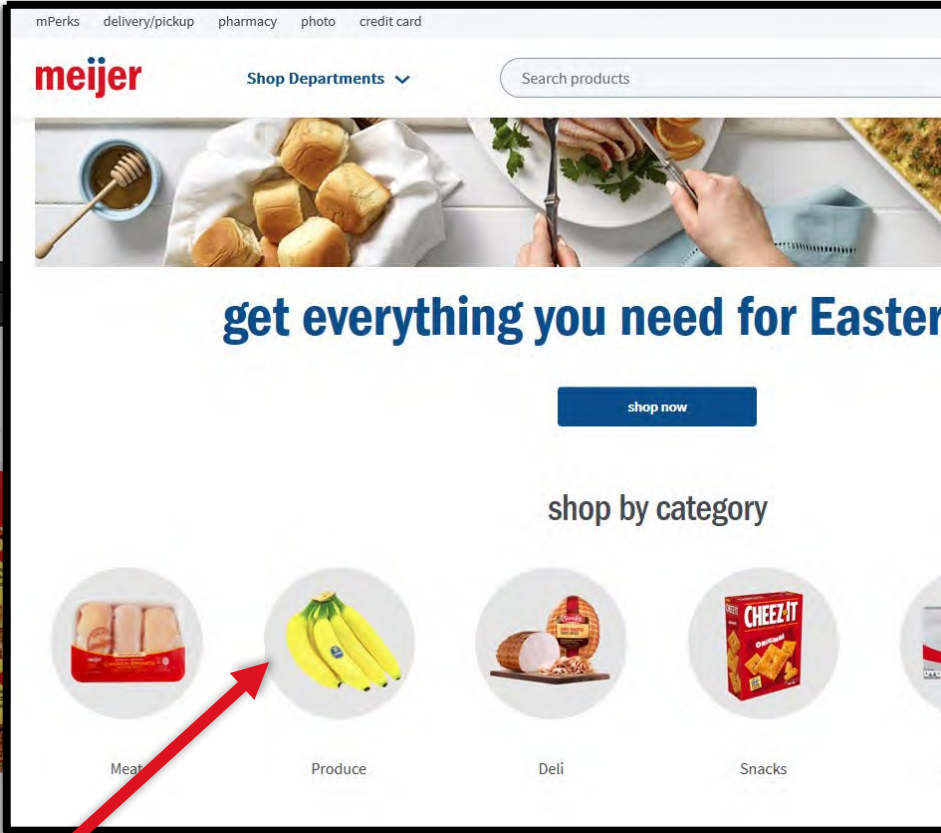
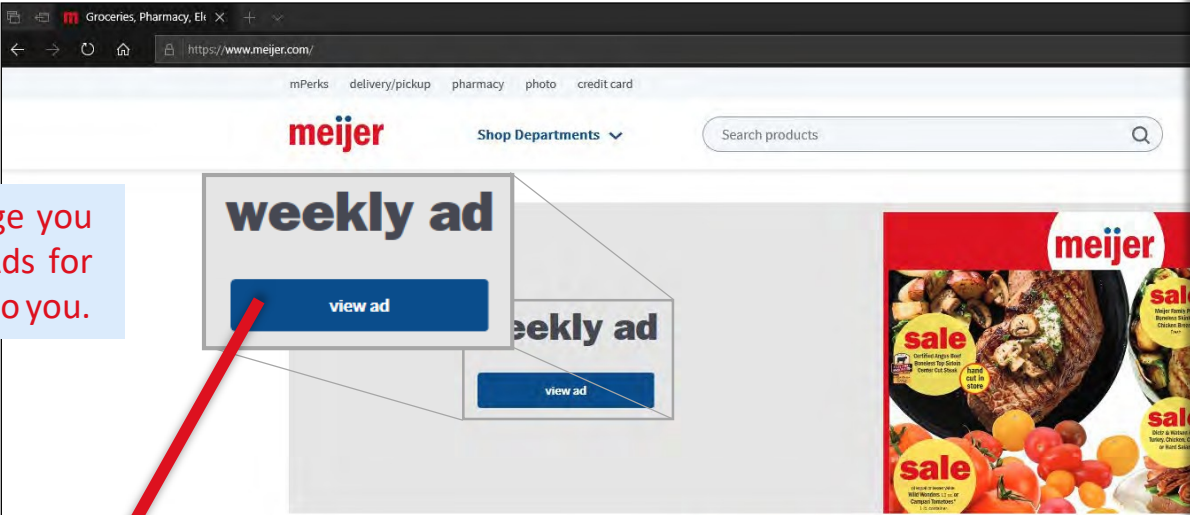
The image shows the first step of the Meijer login process. A white modal window is centered on a dark grey background. The modal has the Meijer logo at the top. Below the logo is a text input field labeled "Email Address or mPerks Phone Number". Below the input field is a grey button labeled "Next". At the bottom of the modal, there is a link that says "New to Meijer? Create Account".



The image shows the second step of the Meijer login process. The modal window is the same as in the first step, but now it has a second text input field labeled "Password" with a masked password ".....". Below the password field are two links: "Show Password" and "Forgot password?". Below these links is a checkbox labeled "Remember Me". At the bottom of the modal is a large red button labeled "Sign In".

Shopping Navigation: Home Page

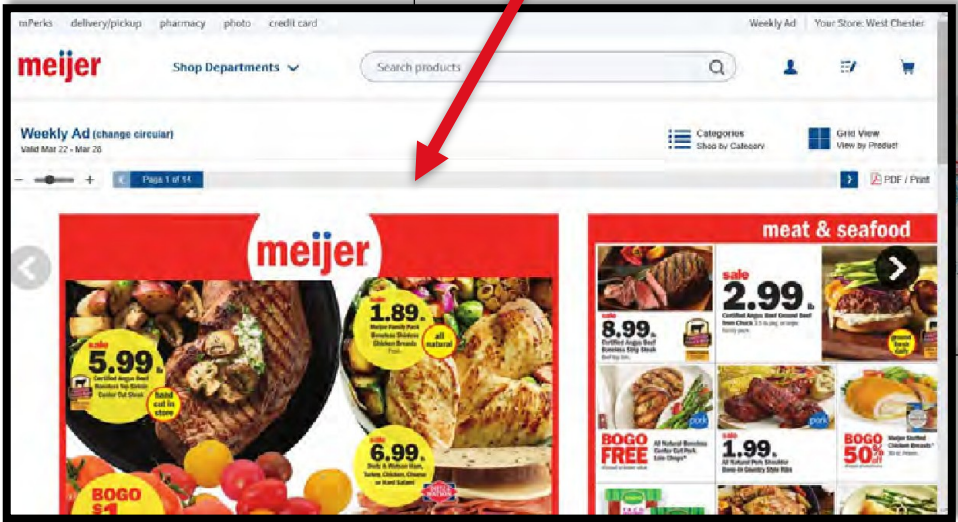
On the home page you will find Weekly Ads for the store nearest to you.



On the home page you will find the store departments you can shop in online.

shop by department

Browse items across the store for home delivery or pickup.



Shopping Navigation: Your List

When you click on the “more” option in “your list” you can print or clear the list.

By clicking on the pen and bullet list you can open “your list”. Here you can store the list of things you need.

The “your list” menu allows you to switch between items you deem as favorites and your list.

Use the check boxes in “your list” to manage what you have and don’t have in your cart.

To add items, type in the name of the item and set the amount. You can even leave yourself a note.

How Pickup Works

You can start your cart at any point in your navigation in the Meijer.com website.

If you choose pickup there is a charge of \$4.95 in addition to your cart and your items will need to be picked up at your preferred location.

If you choose delivery there is a charge of \$9.95 in addition to your cart and your items will be delivered to your door.

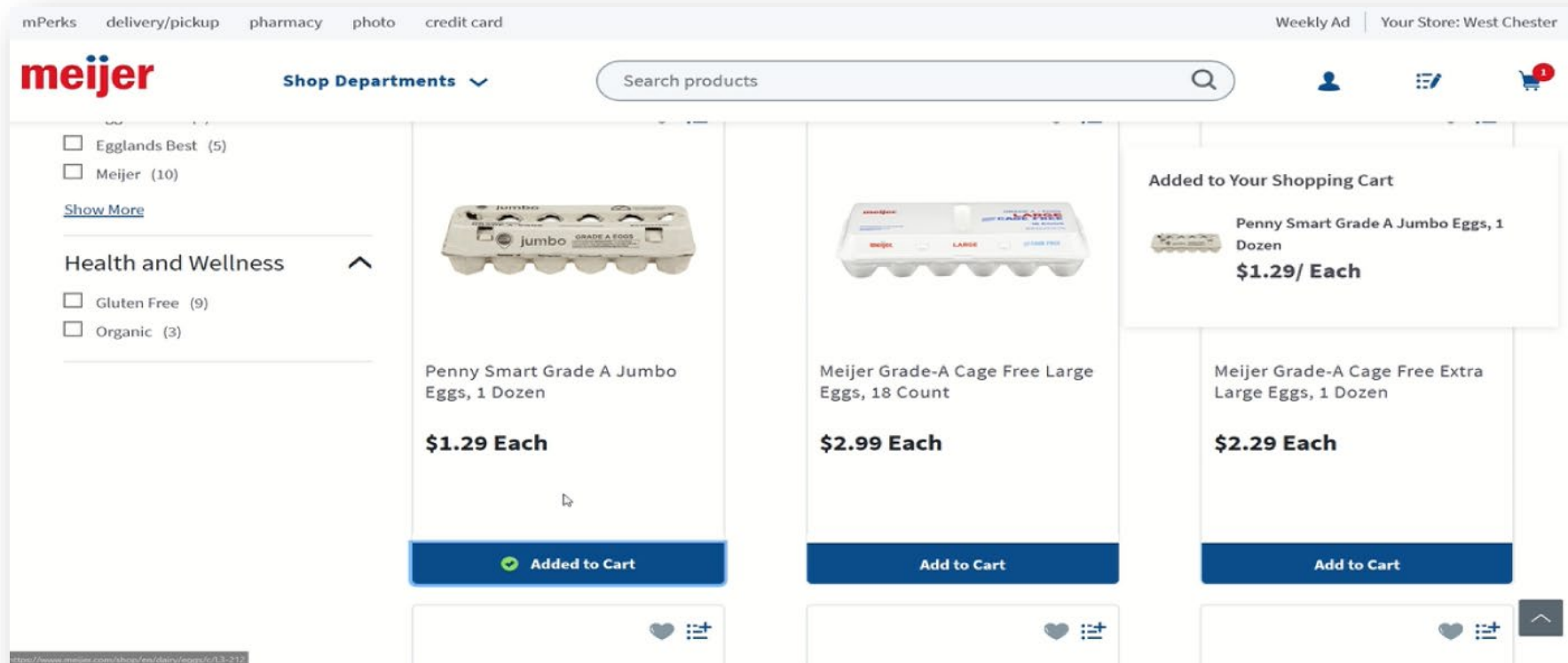


enjoy all the great benefits



- ✓ No membership required.
- ✓ Pay per order- \$4.95 for pickup or \$9.95 for delivery.
- ✓ No markup on items, which means you can enjoy the same sales and promotions we offer in store- like 10/\$10 and Buy 5, Save \$5!
- ✓ Clip mPerks coupons, earn and redeem rewards with your online orders.
- ✓ Same-day delivery or pickup, in as soon as one hour.

Shopping



You can start your cart by adding items to your cart.

Change the quantity by clicking on the plus or minus sign after adding a product to your cart.

Checkout



Pickup

To Start the Checkout process, you will need to verify the location and the information of the person picking up your list.

Checkout

Pickup

You have selected Pickup at the following location:

West Chester
7390 Tylersville Rd.
West Chester, Ohio 45069

Would you like your items delivered instead?
[Select Home Delivery](#)

Pickup Person

Must show valid state or government issued ID to pickup the order.

Indicates a required field*

First Name*

Last Name*

Email Address*

Your email will be used to send updates on the status of your order.

Preferred Phone*

Your phone number is required in case we need to text or call you about your order.

Vehicle Description

Your vehicle's description helps us identify you during pickup time.

[Continue](#)

Due to high demand, Meijer.com pick-up orders at your selected store will be fulfilled by a Shipt shopper. Your shopper will contact you by text to coordinate a specific pick-up time when they begin shopping your order. Please plan to meet your shopper in front of the store between the entrances.



Pickup Day & Time



Payment Information



Review Items

Order Summary	
Subtotal	\$1.29
Pickup Fee	\$4.95
Deposit	\$0.00
Estimated Taxes	\$0.00
Our Savings	\$0.00
Estimated Subtotal	\$6.24
mPerks Rewards#: (***) ***-***77	
Final price and discounts will be determined at pickup.	

Order Summary

Your "Order Summary is a lot like your receipt. It will include your subtotal, fees, taxes, and savings.



Pickup Day & Time

The site will provide you with available pickup times. If none are available you might want to wait until the next day to select a slot.



Payment Information

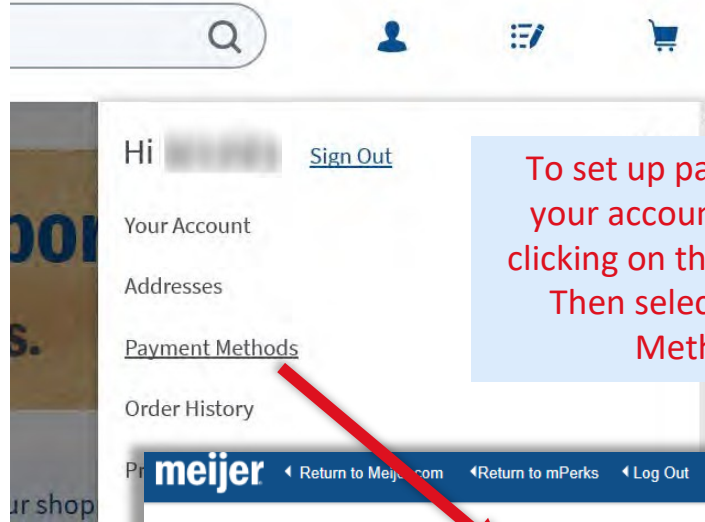
You will need to set you a credit/debit card to your account to pay for your list.



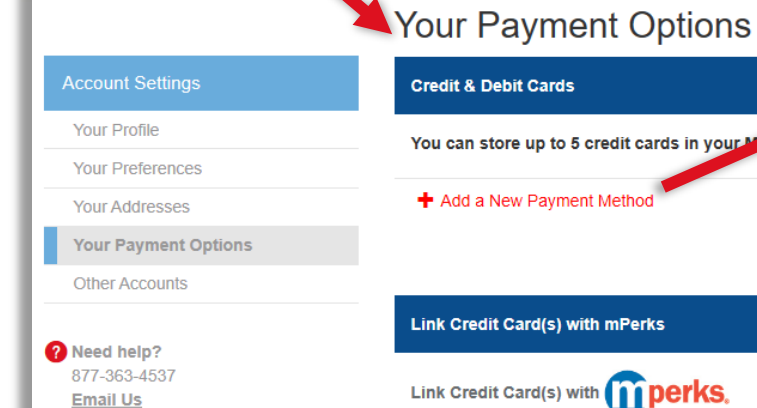
Review Items

"Review Items" is your last step in the check out process. It's your last step before everything is finalized.

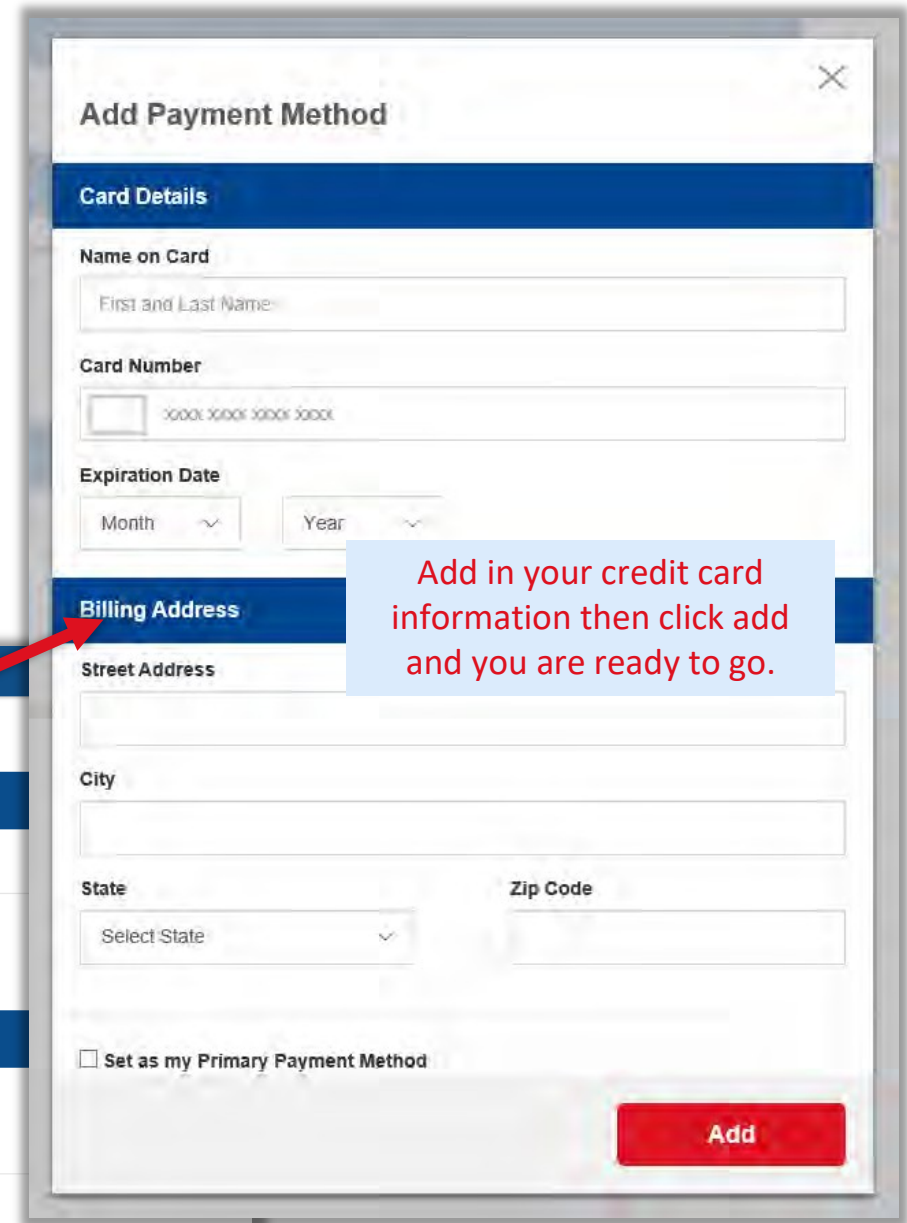
Payment Set Up



To set up payment, go to your account settings by clicking on the blue person. Then select "Payment Methods".



A payment Options screen will appear and to add your payments click, "Add a New Payment Method".

A screenshot of the 'Add Payment Method' form. The form is titled 'Add Payment Method' and has a close button in the top right corner. It contains two main sections: 'Card Details' and 'Billing Address'. The 'Card Details' section includes fields for 'Name on Card' (First and Last Name), 'Card Number', and 'Expiration Date' (Month and Year). The 'Billing Address' section includes fields for 'Street Address', 'City', 'State' (a dropdown menu), and 'Zip Code'. There is a checkbox labeled 'Set as my Primary Payment Method' and a red 'Add' button at the bottom right.

Add in your credit card information then click add and you are ready to go.

For More Information

Visit:

<https://www.meijer.com/services/more-ways-to-meijer/pickup.html>

The Meijer logo is displayed in red lowercase letters with two blue dots above the 'i'. It is centered within a large, light gray hexagon. Several other smaller, light gray hexagons are arranged around the main hexagon, some overlapping it. One hexagon at the top left has a white outline.

meijer®